



# Bachelors entering their professional career – a long term study of health professionals graduating from a university of applied sciences in Switzerland

Thomas Bucher,  
Iren Bischofberger, Godela Dönnges, Blaise Guinchard,  
Andrea Mahlstein, Luca Scascighini, Heidi Zeller

Bern, October 26 2018



# zhaw School of Health Professions

Andrea  
Mahlstein



Heidi  
Zeller



Blaise  
Guinchard



Iren  
Bischofberger



Luca  
Scascighini



Godela  
Dönnges



Berner Fachhochschule  
Gesundheit | Santé



FHS St.Gallen  
Hochschule  
für Angewandte Wissenschaften



Hes·so  
Haute Ecole Spécialisée  
de Suisse occidentale  
Fachhochschule Westschweiz  
University of Applied Sciences and Arts  
Western Switzerland



Kalaidos  
Fachhochschule  
Schweiz  
Die Hochschule für Berufstätige.

SUPSI



## Thank you!

FKG  
Fachkonferenz **Gesundheit**  
der Fachhochschulen der Schweiz

CSS  
Conférence spécialisée **Santé**  
des Hautes Écoles Spécialisées Suisses

CES  
Conferenza di esperti **Sanità**  
delle Scuole Universitarie Professionale Svizzere

# Basic Idea of Nat-ABBE

Create a data basis (information and study group)

for a longterm study

in order to identify factors contributing  
to the retention of health professionals  
working in the health care system.



Nat-ABBE: National koordinierte Absolventen/-innen Befragung

# Study Design

Student survey at  $t_1$ : end of last semester at AUS

Alumni survey at  $t_2$ : one year after entering the workforce

PgB-funded

No funding yet

	2016	2017	2018	2019	2020	2021	2022	2023	2024	20xx
Cohort 1	$t_1$	$t_2$					$t_3$			$t_x$
Cohort 2		$t_1$	$t_2$					$t_3$		$t_x$
Cohort 3			$t_1$	$t_2$					$t_3$	$t_x$



Dataset for future studies

## Topics of $t_1$ and $t_2$

$t_1$ : students

Acquired competences

Job expectations

Career plans

Health

Sociodemographic Data

$t_2$ : alumni

Required Competences

«Job Reality»

Job Situation

Health

Sociodemographic Data

# Measurement

## Competences

7 point likert scales adapted from BfS, 1= not at all – 7 to a great extent

- for work with patients/ clients
- General exercise of profession
- Application of technologies
- Evidence based work
- Coping with stress

# Measurement

## Job Expectations

4-point likert scales: 1= not important – 4= very important

- Instrumental aspects
- Scope and sense
- Structure and Organization of work
- Working atmosphere

# Measurement

## Health

Adapted from National Health Survey BfS

Have you suffered from any of the following symptoms during the past year?

*never – rarely- some times – often*

Did you seek professional help?

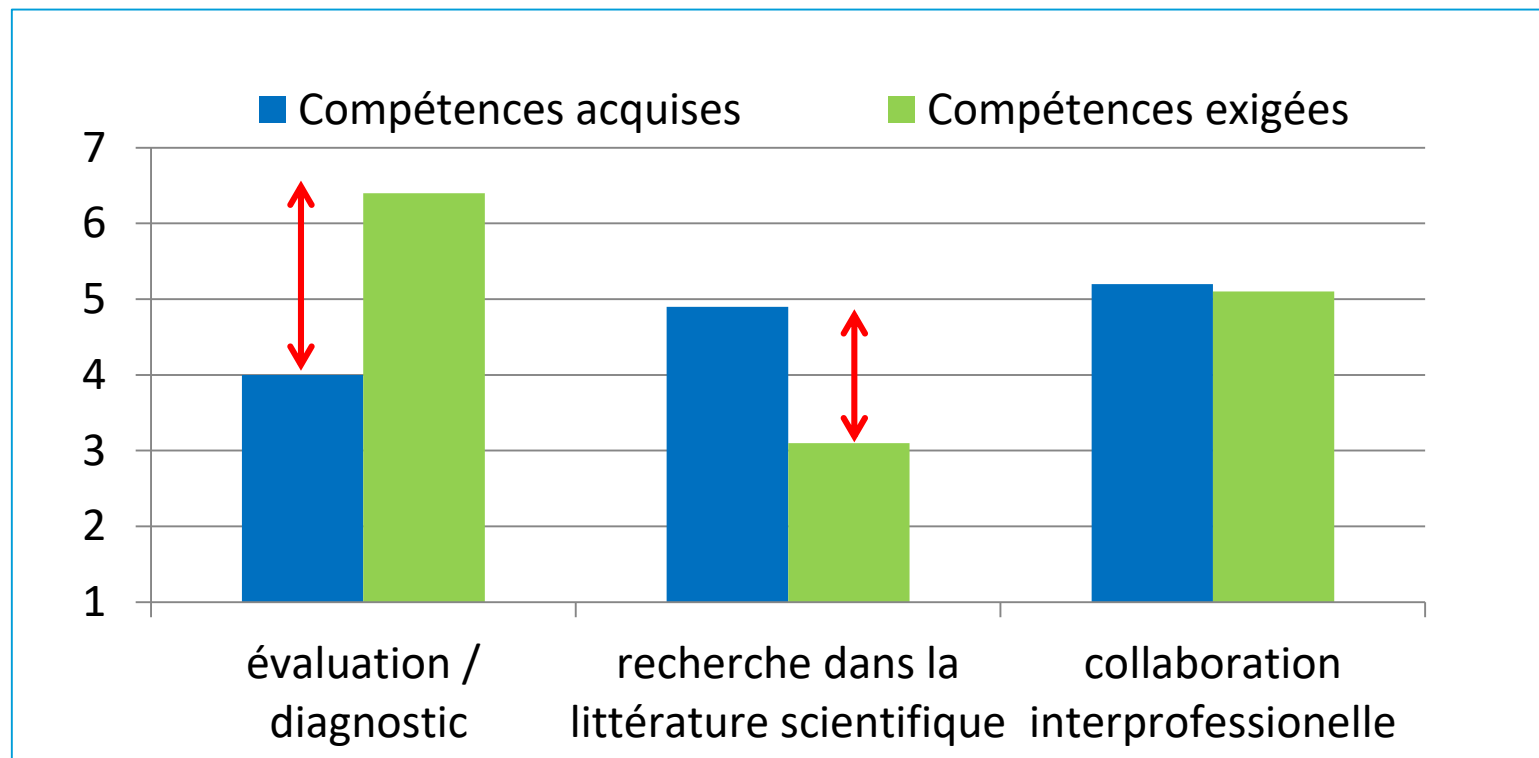
*yes – no*

Is/ was this symptom related to your study- / work- situation?

*definitively no - rather no – partly - rather yes - definitively yes - I don't know*

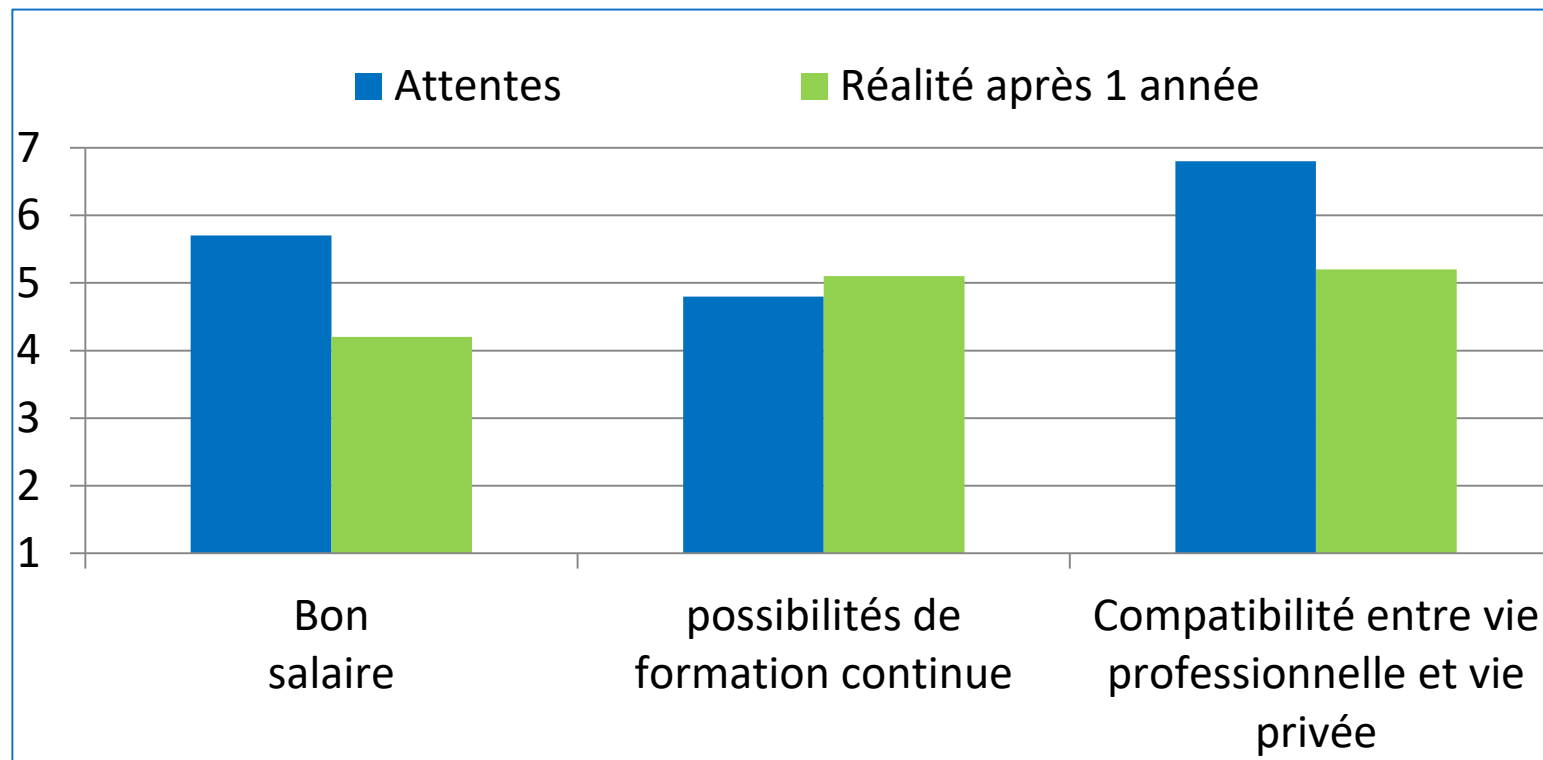


## Expected use of results $t_1$ and $t_2$



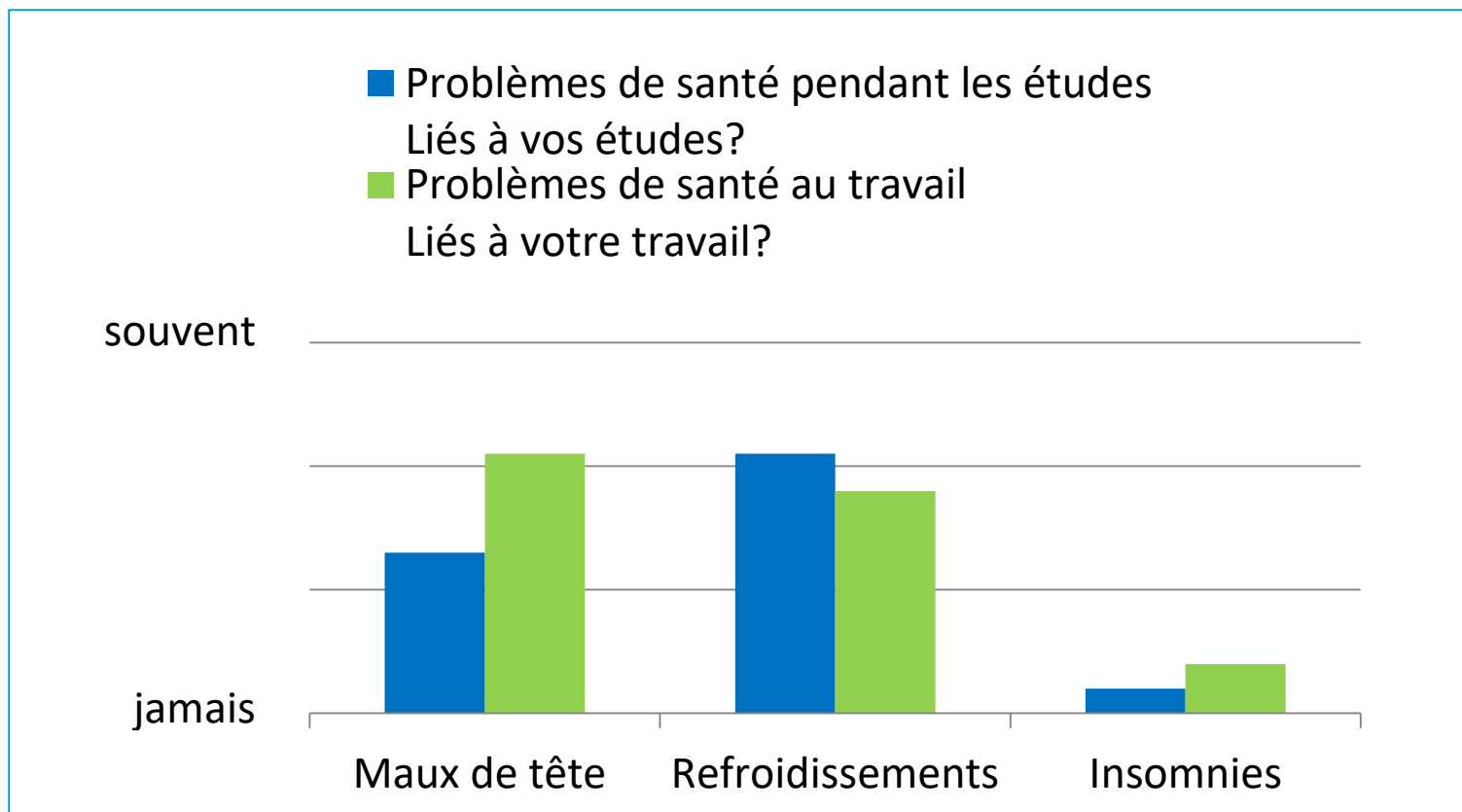
➤ Information for curricula development

## Expected use of results $t_1$ and $t_2$



➤ Information for workplaces

## Expected use of results $t_1$ and $t_2$



➤ Information for health promotion and prevention

## State of the project

Data collection for  $t_1$  completed

Data collection for  $t_2$  started (cohort 1 complete; cohort 2 starting fall 2018).

Population  $t_1$ : N= 5'198

Sample  $t_1$ : N= 3'104

Return rate: 59.7 %

Data Analysis started

One Publication on health issue: low back and neck pain

## Sample t<sub>1</sub> N= 3'104

German	1348	43.4%
French	1509	48.6%
Italian	247	8.0%
Nursing	1573	50.7%
Physiotherapy	666	21.5%
Midwifery	295	9.5%
Occupational Thp.	265	8.5%
Nutrition	206	6.6%
Radiology	99	3.2%

# First results

Crawford et al. *BMC Public Health* (2018) 18:1188  
<https://doi.org/10.1186/s12889-018-6105-2>


BMC Public Health

RESEARCH ARTICLE

Open Access

## Higher low back and neck pain in final year Swiss health professions' students: worrying susceptibilities identified in a multi-centre comparison to the national population

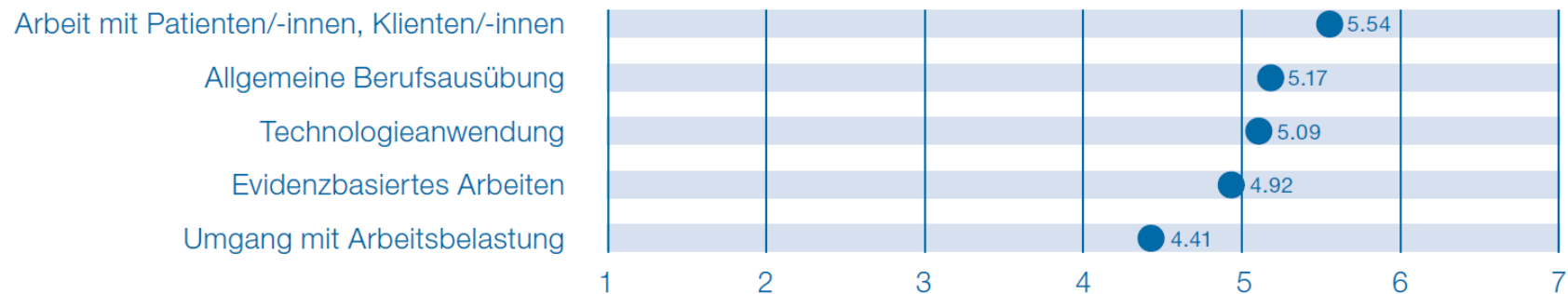


Rebecca J. Crawford<sup>1†</sup>, Thomas Volken<sup>2†</sup>, René Schaffert<sup>2\*</sup>  and Thomas Bucher<sup>3</sup>

# First results

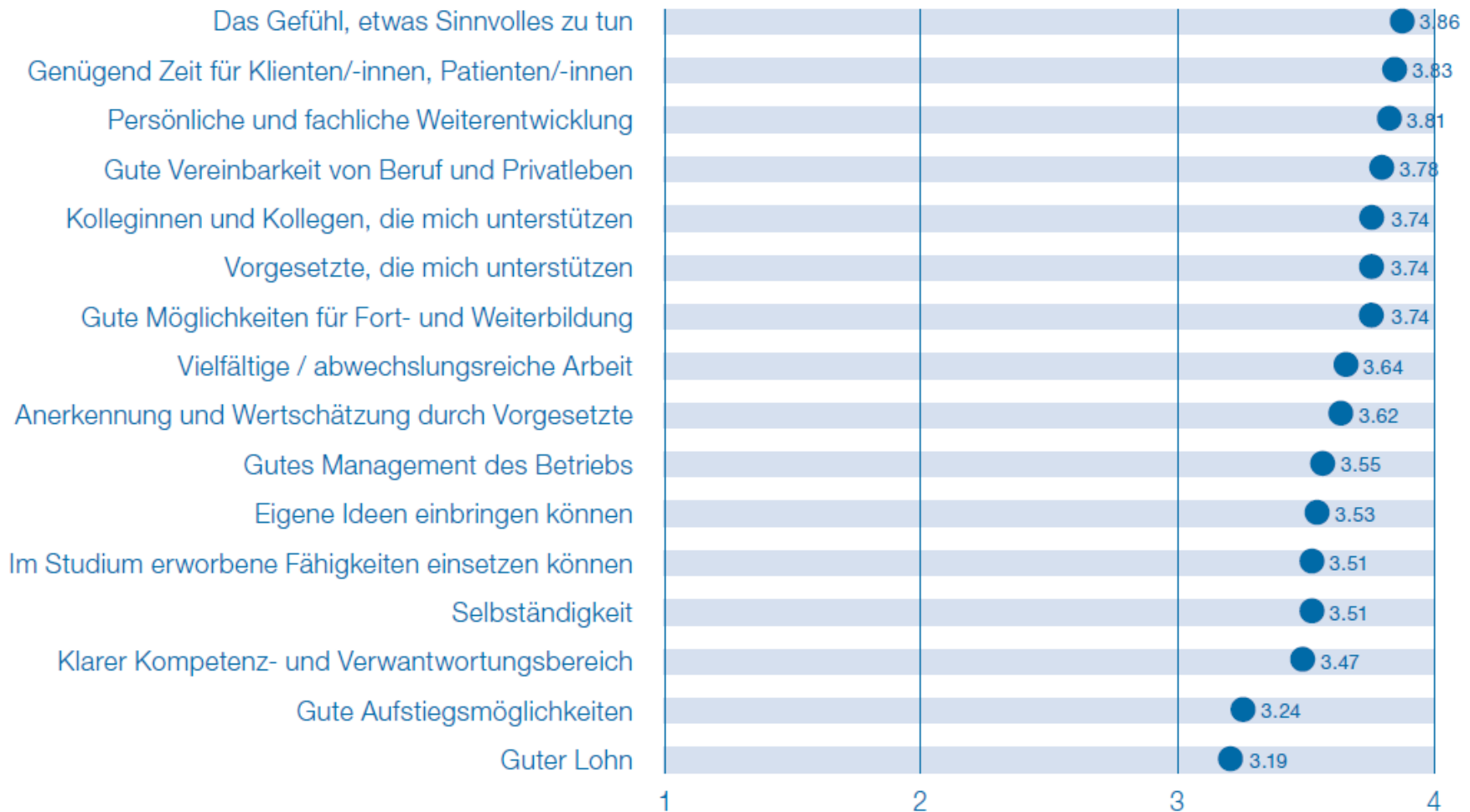
## Descriptive Results from annual reports for t<sub>1</sub>

**Abbildung 1: Erworbene Kompetenzen: Mittelwerte der Selbsteinschätzung  
(Erstbefragung 2017, N= 1006–1012)**



# First results

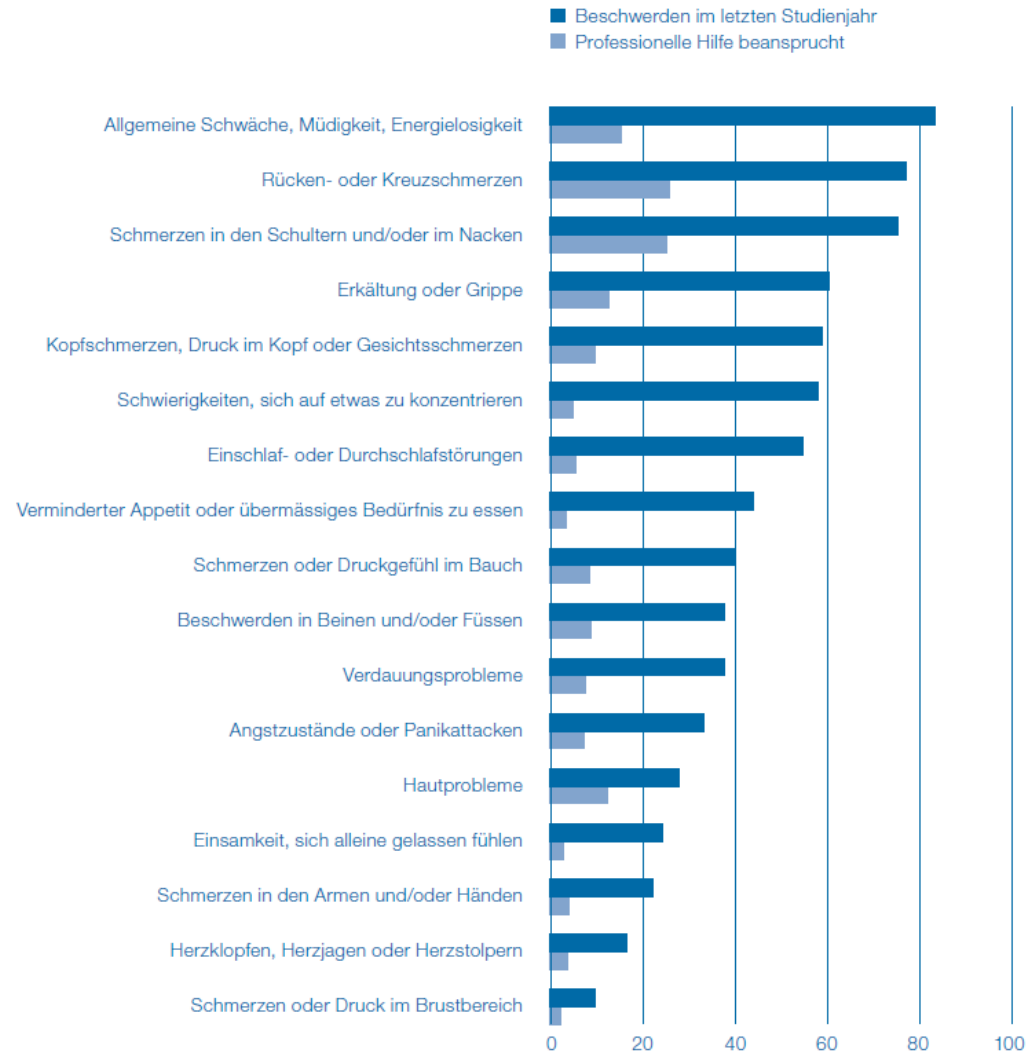
Abbildung 2: Erwartungen an den zukünftigen Beruf  
(Erstbefragung 2017, N= 972–979)





# First results

Abbildung 5: Beschwerden im letzten Studienjahr (Erstbefragung 2017, N= 997–1007)



## Next steps

Data analysis and presentation of results for  $t_1$

Data collection for  $t_2$  (cohorte 2 and 3)

Evaluation of data

Planning for the continuation of the project (fund raising)

Questions and suggestions

Thank you