



Bachelors entering their professional career – a long term study of health professionals graduating from a university of applied sciences in Switzerland

Thomas Bucher,
Iren Bischofberger, Godela Dönnges, Blaise Guinchard,
Andrea Mahlstein, Luca Scascighini, Heidi Zeller

Bern, October 26 2018



zhaw School of Health Professions

Andrea
Mahlstein



Heidi
Zeller



Blaise
Guinchard



Iren
Bischofberger



Luca
Scascighini



Godela
Dönnges



Berner Fachhochschule
Gesundheit | Santé



FHS St.Gallen
Hochschule
für Angewandte Wissenschaften



Hes·so
Haute Ecole Spécialisée
de Suisse occidentale
Fachhochschule Westschweiz
University of Applied Sciences and Arts
Western Switzerland



Kalaidos
Fachhochschule
Schweiz
Die Hochschule für Berufstätige.

SUPSI



Thank you!

FKG
Fachkonferenz **Gesundheit**
der Fachhochschulen der Schweiz

CSS
Conférence spécialisée **Santé**
des Hautes Écoles Spécialisées Suisses

CES
Conferenza di esperti **Sanità**
delle Scuole Universitarie Professionale Svizzere

Basic Idea of Nat-ABBE

Create a data basis (information and study group)

for a longterm study

in order to identify factors contributing
to the retention of health professionals
working in the health care system.



Nat-ABBE: National koordinierte Absolventen/-innen Befragung

Study Design

Student survey at t_1 : end of last semester at AUS

Alumni survey at t_2 : one year after entering the workforce

PgB-funded

No funding yet

	2016	2017	2018	2019	2020	2021	2022	2023	2024	20xx
Cohort 1	t_1	t_2					t_3			t_x
Cohort 2		t_1	t_2					t_3		t_x
Cohort 3			t_1	t_2					t_3	t_x



Dataset for future studies

Topics of t_1 and t_2

t_1 : students

Acquired competences

Job expectations

Career plans

Health

Sociodemographic Data

t_2 : alumni

Required Competences

«Job Reality»

Job Situation

Health

Sociodemographic Data

Measurement

Competences

7 point likert scales adapted from BfS, 1= not at all – 7 to a great extent

- for work with patients/ clients
- General exercise of profession
- Application of technologies
- Evidence based work
- Coping with stress

Measurement

Job Expectations

4-point likert scales: 1= not important – 4= very important

- Instrumental aspects
- Scope and sense
- Structure and Organization of work
- Working atmosphere

Measurement

Health

Adapted from National Health Survey BfS

Have you suffered from any of the following symptoms during the past year?

never – rarely- some times – often

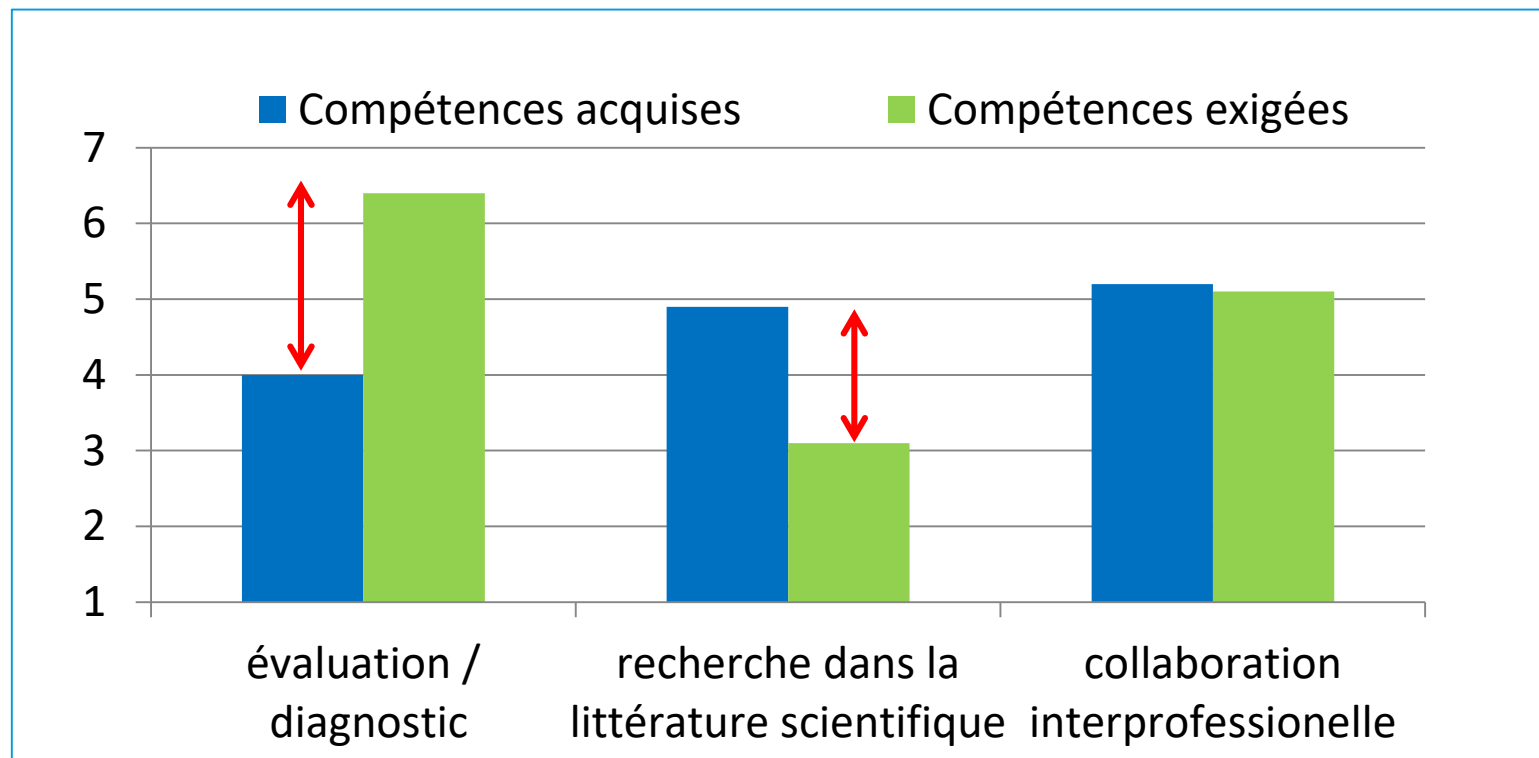
Did you seek professional help?

yes – no

Is/ was this symptom related to your study- / work- situation?

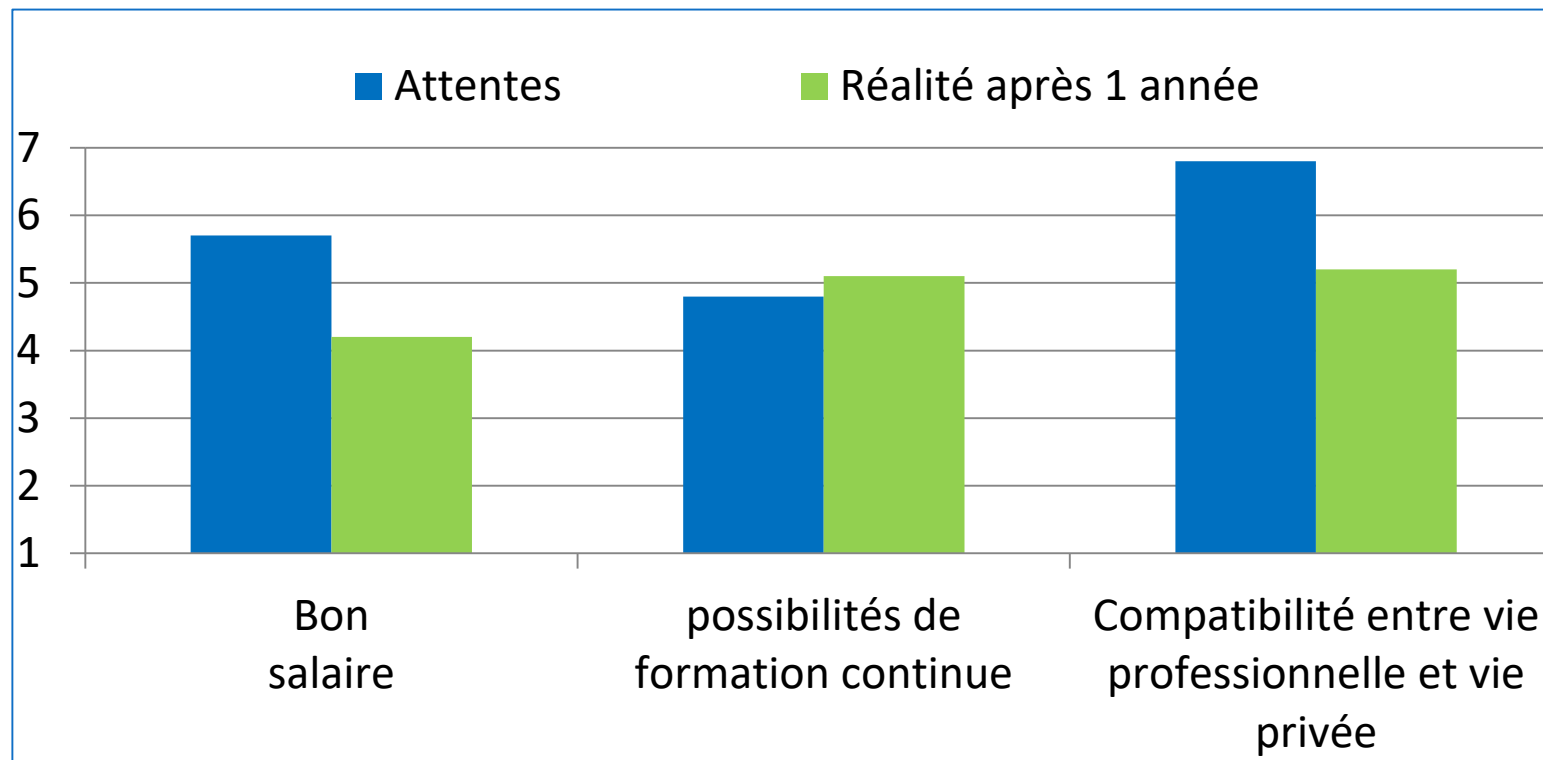
definitively no - rather no – partly - rather yes - definitively yes - I don't know

Expected use of results t_1 and t_2



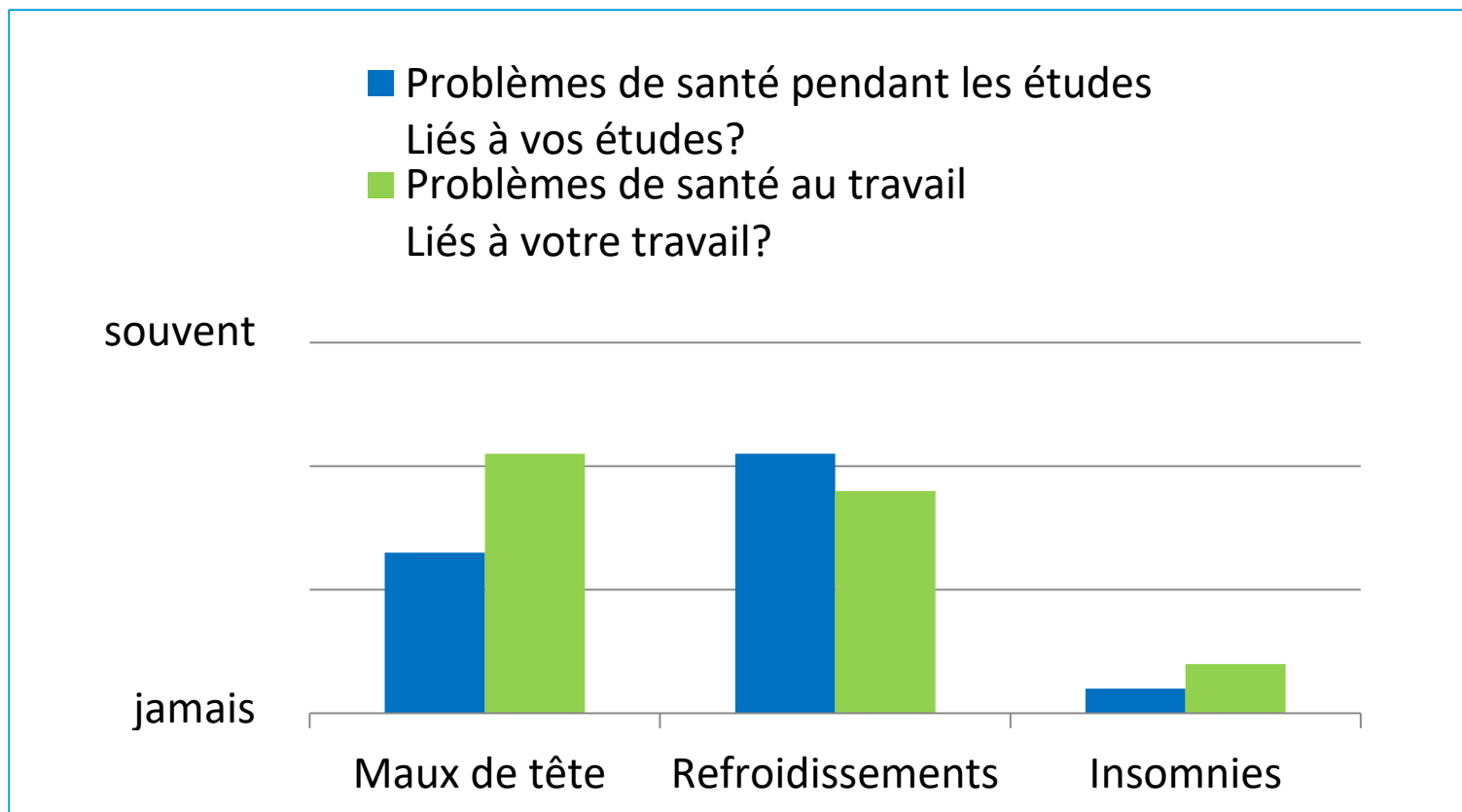
➤ Information for curricula development

Expected use of results t_1 and t_2



➤ Information for workplaces

Expected use of results t_1 and t_2



➤ Information for health promotion and prevention

State of the project

Data collection for t_1 completed

Data collection for t_2 started (cohorte 1 complete; cohorte 2 starting fall 2018).

Population t_1 : N= 5'198

Sample t_1 : N= 3'104

Return rate: 59.7 %

Data Analysis started

One Publication on health issue: low back and neck pain

Sample t₁ N= 3'104

German	1348	43.4%
French	1509	48.6%
Italian	247	8.0%
Nursing	1573	50.7%
Physiotherapy	666	21.5%
Midwifery	295	9.5%
Occupational Thp.	265	8.5%
Nutrition	206	6.6%
Radiology	99	3.2%

First results

Crawford et al. *BMC Public Health* (2018) 18:1188
<https://doi.org/10.1186/s12889-018-6105-2>


BMC Public Health

RESEARCH ARTICLE

Open Access

Higher low back and neck pain in final year Swiss health professions' students: worrying susceptibilities identified in a multi-centre comparison to the national population

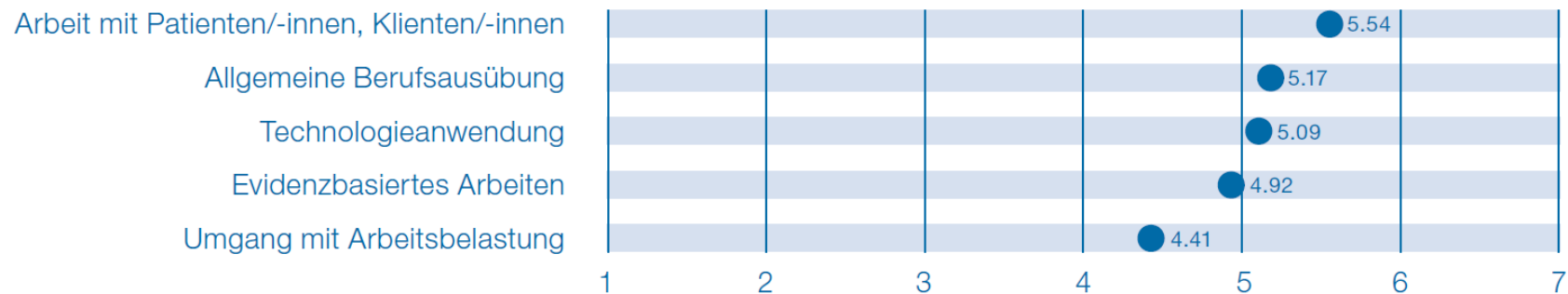


Rebecca J. Crawford^{1†}, Thomas Volken^{2†}, René Schaffert^{2*}  and Thomas Bucher³

First results

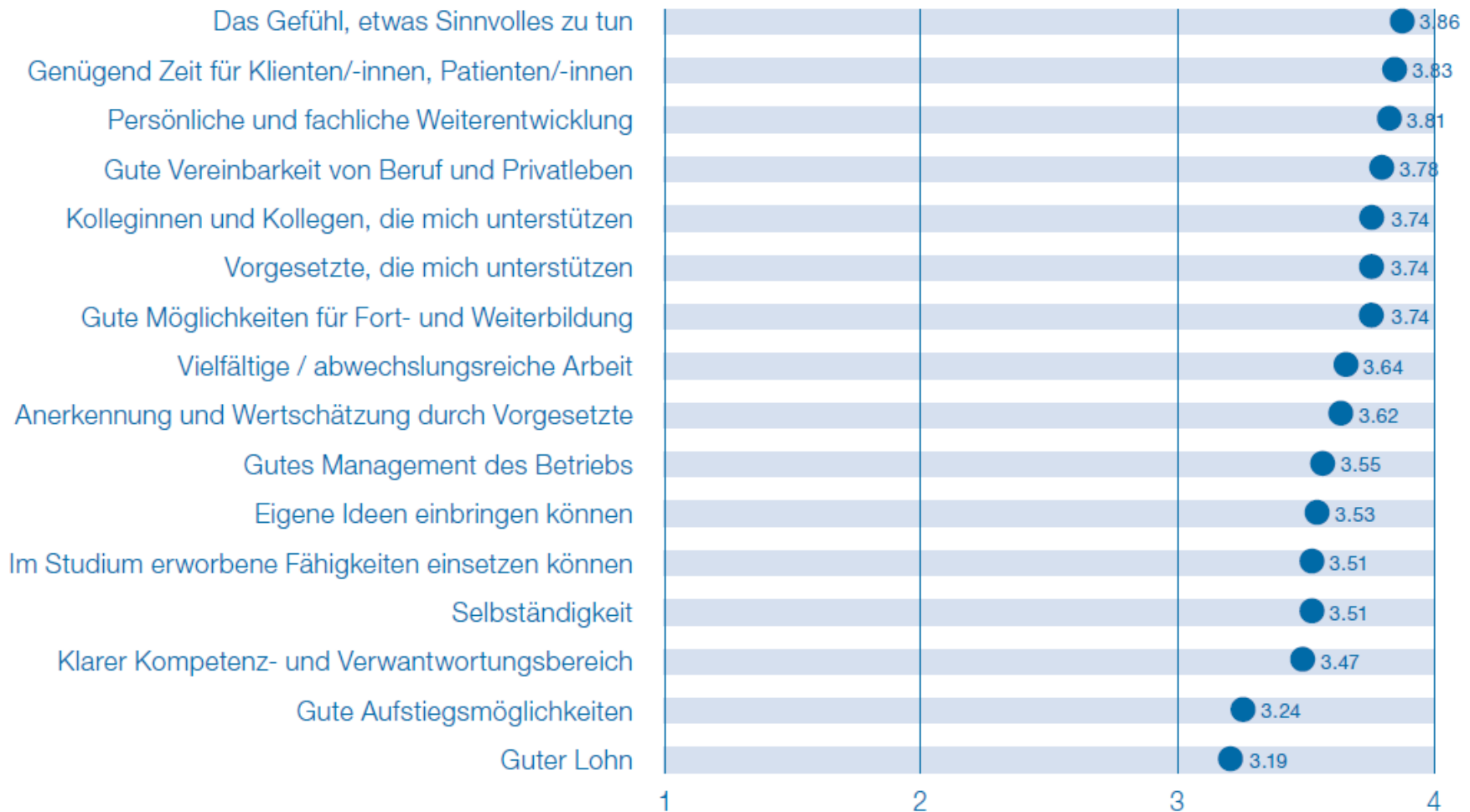
Descriptive Results from annual reports for t₁

**Abbildung 1: Erworbene Kompetenzen: Mittelwerte der Selbsteinschätzung
(Erstbefragung 2017, N= 1006–1012)**



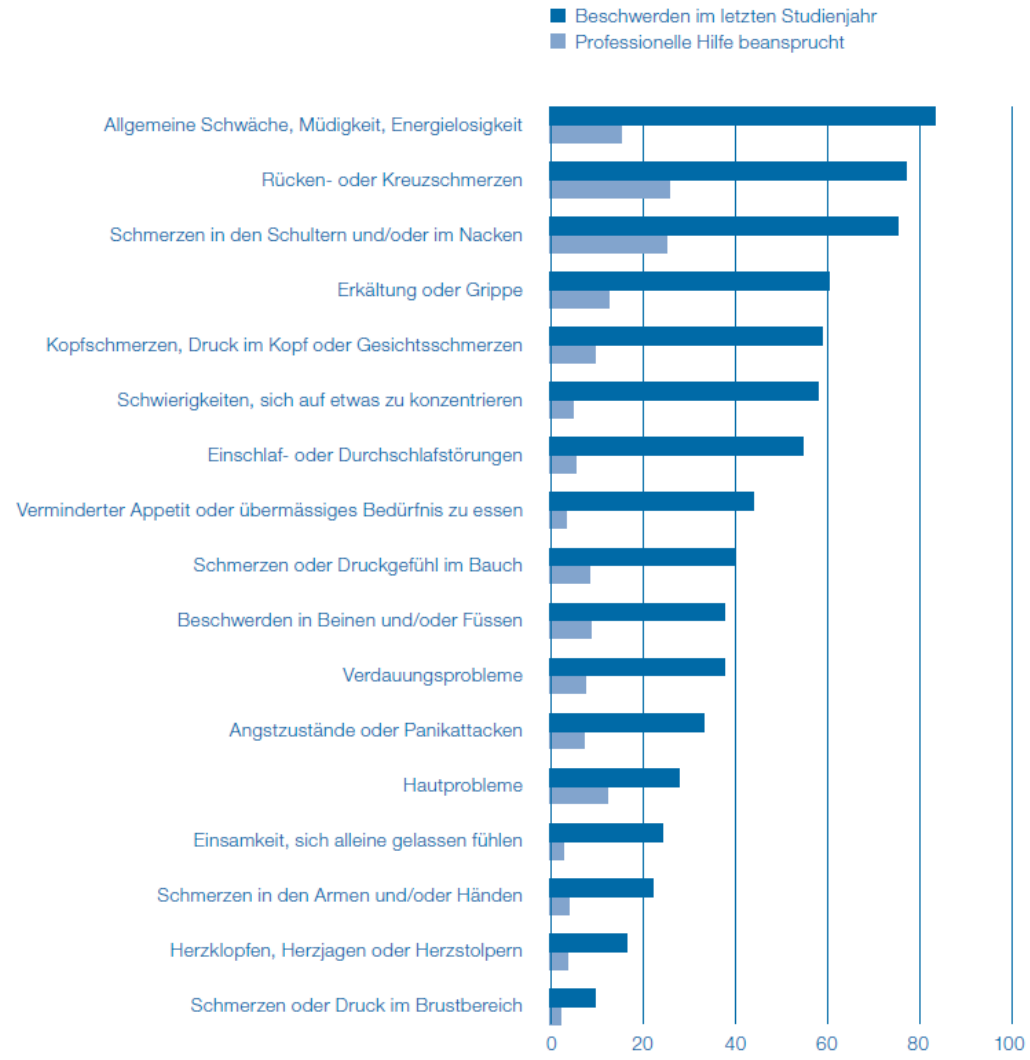
First results

Abbildung 2: Erwartungen an den zukünftigen Beruf
(Erstbefragung 2017, N= 972–979)



First results

Abbildung 5: Beschwerden im letzten Studienjahr (Erstbefragung 2017, N= 997–1007)



Next steps

Data analysis and presentation of results for t_1

Data collection for t_2 (cohorte 2 and 3)

Evaluation of data

Planning for the continuation of the project (fund raising)

Questions and suggestions

Thank you